

# Reducing Product Defects Through Statistical Process Control Implementation

**Ngaka Mosia and Kendlall Ramdass**

Department of Industrial Engineering

University of South Africa

South Africa

[mosian@unisa.ac.za](mailto:mosian@unisa.ac.za), [ramdacr@unisa.ac.za](mailto:ramdacr@unisa.ac.za)

## Abstract

This research proposal seeks to investigate the effectiveness of implementing Statistical Process Control (SPC) in mitigating product defects within the manufacturing industry. The research will encompass a comprehensive example of the current state of product defects in manufacturing. An exploration of the theoretical foundations and potential advantages associated with SPC adoption. An assessment of the practical application of SPC methodologies. And the formulation of recommendations for the successful integration of SPC practices within the company's manufacturing plants. The research will employ a qualitative research approach for data collection. Through the analysis of product defect records and quality control reports, gathering data through surveys and archived data reports of production plants. The study's outcomes are anticipated to contribute significantly to the existing body of knowledge related to quality control in the manufacturing sector. Moreover, it aims to provide practical insights tailored to the specific needs of manufacturing plants. The ultimate goal is to reduce product defects. By identifying the root causes of defects and implementing effective SPC techniques, manufacturing companies can elevate product quality, enhance customer satisfaction, and streamline operational processes. This research aims to furnish manufacturing organizations with valuable insights and targeted recommendations. Enabling the companies to make well-informed decisions and implement strategies that bolster manufacturing performance while minimizing product defects.

## Keywords

Manufacturing, Productivity, Defects, SPC, Quality.

## 1. Introduction

This Statistical Process Control (SPC) is a widely acknowledged methodology in manufacturing and quality management, dedicated to monitoring and enhancing processes. This chapter initiates an exploration of the fundamental concepts, methodologies, and applications of SPC across diverse industries. The practical deployment of statistical process control (SPC) within the manufacturing sector plays a pivotal role. That of advancing product quality, optimizing operations, and mitigating defects. SPC serves as a robust framework empowering manufacturers to achieve operational excellence while meeting the rigorous demands of quality-conscious markets.

A study by Raimdjonovich et al. (2023), delves into the implementation of SPC methodologies within a pharmaceutical manufacturing facility. The study demonstrates the impact of data-driven quality control. The incorporation of SPC tools, such as control charts and process capability analysis, results in a significant reduction in defects across various drug production lines. This successful application highlights the adaptability of SPC in industries with stringent regulatory requirements. Chen and Wu's research on semiconductor manufacturing illustrates SPC's transformative potential (Jiang et al. 2023). The study addresses process variations and their influence on product defects by leveraging advanced control charts and multivariate analysis.

The precision of SPC is evident in identifying root causes and engineering process adjustments to prevent future occurrences. In the aerospace manufacturing sector, Lee et al. (2019) showcase SPC techniques for optimizing the

fabrication of complex components. Control charts and process capability indices contribute to maintaining stringent tolerances and aligning manufacturing processes with safety-critical industry demands. The electronics manufacturing landscape, explored by Kim et al. (2023), further highlights SPC's applicability. The study focuses on printed circuit board (PCB) assembly, revealing how SPC tools unravel complex defect patterns and guide process enhancements for fewer defects and enhanced product performance.

Beyond a sector-specific lens, the applications of SPC represent a shift from reactive to proactive quality management. The integration of SPC with emerging technologies, as showcased by Wang et al. (2023), introduces the concept of Industry 4.0 SPC. Real-time data streaming and analytics enhance defect detection and prediction. Allowing manufacturers to prevent deviations before they escalate into defects, marking a new frontier in manufacturing quality control. Empirical studies across pharmaceuticals, semiconductor manufacturing, aerospace, electronics, and Industry 4.0 integration, collectively emphasize the indispensable role of SPCs. The role of reducing defects, enhancing product quality, and steering manufacturing operations toward precision-driven excellence.

The contemporary landscape of statistical process control (SPC) is characterized by the transformative potential of technology integration. The fusion of SPC methodologies with cutting-edge technologies not only enhances the precision of defect detection. But also heralds an era of real-time, data-driven quality control that transcends traditional boundaries. Industry 4.0 and IoT Integration (Li et al.'s seminal work in Hassoun et al. 2023) underscores the symbiotic relationship between SPC and Industry 4.0. With the Fourth Industrial Revolution, integrating SPC with the Internet of Things (IoT) emerges as a strategic imperative. The amalgamation of data streaming from IoT-enabled sensors and SPC tools introduces Industry 4.0 SPC. This empowers manufacturers with real-time insights for prompt responses to deviations and corrective actions.

Big Data Analytics and Predictive Insights, documented in Chen et al.'s research, explores the data-rich landscape of SPC through big data analytics, moving beyond retrospective analysis to offer predictive insights (Chen et al., 2023). The synergy augments defect prediction accuracy. Empowering manufacturers to mitigate risks before they materialize and creating a virtuous cycle of enhanced quality. Machine Learning-driven SPC, reflected in Kumar and Kim's exploration extends to machine learning (ML) paradigms, where ML algorithms fortify SPC's arsenal. By training models on historical process data, machine learning augments defect prediction accuracy, reshaping manufacturing quality management to be more proactive and precise (Kumar et al. 2023).

Digital Twin Ecosystems reflected in Grieves and Vickers, expound on the integration of SPC with digital twin ecosystems (Grieves 2023). These virtual replicas allow manufacturers to simulate and assess process behavior, expediting optimization efforts and curbing risks associated with changes. In summary, the integration of statistical process control with technology significantly enhances its efficacy. The synergy with Industry 4.0, big data analytics, machine learning, and digital twin ecosystems inaugurates an era of precision-driven quality management. Enabling manufacturers to preempt defects, optimize processes, and navigate the dynamic landscape of modern manufacturing.

While statistical process control offers transformative potential, its implementation is not without challenges and limitations. Navigating these obstacles is crucial for organizations aiming to harness SPC's benefits while mitigating setbacks. Data Quality and Accuracy documented in Smith et al.'s work, emphasizes data quality as a critical challenge in SPC (Smith et al. 2023). The effectiveness of SPC relies on accurate and reliable data inputs. Robust data collection protocols and mechanisms for data validation become imperative to address this challenge. Non-normal distributions reflected in Montgomery's research highlight the challenge of dealing with non-normal distributions in SPC (Montgomery 2017). Traditional tools predicated on normality assumptions may be inadequate. Therefore, addressing this challenge involves employing non-parametric techniques or transforming data for accurate analysis.

Appropriate Control Chart Selection presented by Grant and Leavenworth, elucidates the challenge of selecting the optimal control chart (Xie et al. 2023). Judicious selection based on data characteristics, sample size, and objectives is crucial to avoid false alarms or missed anomalies. Resistance to Change indicated by Kumar et al.'s insights, delves into the human dimension of SPC, emphasizing resistance to change as a significant limitation. Overcoming this challenge requires robust change management strategies and stakeholder engagement. To foster a culture receptive to data-driven quality enhancement (Kumar et al. 2023). Complexity and Resource Constraints discussed in Antony's work illuminate the complexities in SPC implementation, particularly for resource-constrained organizations (Antony et al. 2023).

Adapting SPC to organizational constraints demands judicious prioritization and a phased approach to implementation (Kanan et al. 2023). Addressing challenges related to data quality, non-normal distributions, control chart selection, resistance to change, and resource constraints is pivotal for organizations striving to harness the full potential of statistical process control (SPC). Embracing these challenges as opportunities for growth and improvement can lead to successful SPC implementation. Statistical Process Control (SPC) remains a cornerstone of quality management across various industries. Its real-time insights, anomaly detection capabilities, and support for continuous improvement make it indispensable for enhancing product quality and process efficiency. The integration of SPC with emerging technologies further enhances its capabilities, promising a future of data-driven, proactive quality control.

## **2. Literature Review**

Quality control is a critical aspect of manufacturing processes, influencing product performance, customer satisfaction, and overall operational efficiency (Smith et al. 2023). In recent years, Statistical Process Control (SPC) has emerged as a promising methodology to mitigate product defects and enhance quality in manufacturing settings. This literature review aims to provide a comprehensive understanding of the theoretical foundations, advantages, and practical applications associated with implementing SPC in manufacturing.

Statistical Process Control, rooted in statistical methodologies, originated from the works of Walter A. Shewhart in the early 20th century. Shewhart's pioneering contributions laid the groundwork for the application of statistical methods to monitor and control processes, with a primary focus on identifying and minimizing variation (Montgomery 2017). Subsequent developments, such as Deming's Total Quality Management principles, expanded the theoretical framework by emphasizing the role of continuous improvement and employee involvement in quality control.

The adoption of SPC offers several potential advantages in manufacturing settings. Firstly, SPC enables real-time monitoring and analysis of process variability, allowing for the timely detection of deviations from established quality standards (Kumar et al. 2023). This proactive approach to quality control empowers organizations to identify and address the root causes of defects before they escalate. Additionally, SPC facilitates data-driven decision-making, providing a solid foundation for process optimization and continuous improvement initiatives.

Numerous studies have demonstrated the successful application of SPC in diverse manufacturing industries. These applications range from automotive to electronics, showcasing the versatility of SPC methodologies. Successful cases highlight the ability of SPC to reduce defects, improve product consistency, and enhance overall process efficiency. It is essential to explore these practical applications to understand the nuances and challenges associated with implementing SPC in real-world manufacturing environments.

To effectively implement SPC, organizations must employ suitable methodologies for assessment and integration. The literature provides insights into quantitative data collection methods, such as analyzing product defect records and quality control reports, and qualitative approaches, including surveys involving key stakeholders (Li et al. 2021). A mixed-methods approach, as proposed in the research, aligns with best practices for obtaining a holistic understanding of the current state of quality control within the organization.

This literature review synthesizes the theoretical foundations, advantages, and practical applications of Statistical Process Control, setting the stage for the proposed research in manufacturing organizations (Perez et al. 2023). By exploring existing literature, the research aims to inform the development of targeted recommendations and strategies tailored to the manufacturing context. The anticipated outcomes of this study hold the potential to significantly contribute to the broader knowledge base related to quality control in manufacturing, ultimately benefiting organizations striving to enhance product quality and operational performance.

In the realm of manufacturing, the pursuit of high-quality products is paramount to the success and sustainability of any organization. As industries become increasingly competitive, the need for effective quality control measures becomes more pronounced. This literature review delves into the existing body of knowledge surrounding Statistical Process Control (SPC) and its role in mitigating product defects, with a focus on its potential application within manufacturing facilities.

To contextualize the significance of implementing SPC, an exploration of the current state of product defects is imperative. A study by Smith et al. (2023) emphasized that identifying and understanding the root causes of defects is

fundamental for devising effective quality control strategies. By examining historical product defect data and trends, this research aims to provide a comprehensive overview of the challenges faced by ABX Holdings and set the stage for the implementation of SPC.

The theoretical underpinnings of SPC are deeply rooted in statistical methodologies aimed at controlling and improving processes. Deming's (1991) seminal work on Total Quality Management (TQM) underscores the importance of statistical methods, with SPC emerging as a pivotal tool for monitoring and controlling variations in manufacturing processes. The application of SPC principles, as advocated by Deming, has shown promise in various manufacturing settings (Montgomery, 2017).

Several studies have demonstrated the practical efficacy of SPC in diverse manufacturing environments. Anderson et al. (2018) conducted a meta-analysis of SPC implementation across multiple industries, affirming its positive impact on defect reduction. Additionally, Nellans et al. (2014) highlighted the importance of integrating SPC with real-time monitoring systems for immediate corrective actions.

The proposed mixed-methods approach aligns with the broader trend in quality control research. Combining quantitative data analysis with qualitative insights from interviews and surveys enhances the comprehensiveness of the study. Notably, Gryna et al. (1999) argued for a holistic approach to quality management that includes both statistical analysis and qualitative feedback.

In conclusion, this literature review provides a foundation for understanding the theoretical, practical, and methodological aspects of implementing SPC in manufacturing quality control. By synthesizing insights from these studies, the proposed research aims to contribute significantly to the knowledge base, offering tailored recommendations for the company in its quest to minimize product defects and enhance overall manufacturing performance

### **3. Research Method**

In the ever-evolving landscape of modern manufacturing, the significance of achieving and maintaining product excellence cannot be overstated for companies striving for a competitive edge. Addressing the challenge of product defects is crucial, impacting customer satisfaction, operational efficiency, and overall profitability (Rajas et al. 2023). Statistical Process Control (SPC) emerges as a powerful methodology, providing systematic tools to monitor, control, and enhance production processes, ultimately leading to a reduction in defects and an improvement in product quality.

This research explores the realm of quality management within a manufacturing company committed to production excellence. By applying SPC techniques, the study aims to address the issue of product defects. Grounded in pragmatism, an approach valuing practical significance, the investigation seeks to bridge the gap between theoretical knowledge and its impact on manufacturing operations. The primary goal is to assess the real-world effectiveness of SPC methodologies in reducing defects and enhancing understanding of their role in an organizational operational framework.

The fundamental purpose of this research is to investigate the efficacy of SPC methodologies in reducing product defects across various operational facets. Employing qualitative methods, the research aims to provide actionable insights for direct application in the company's manufacturing processes. Through the integration of theoretical constructs and empirical data, the study aims to elucidate the interplay between SPC techniques and defect reduction outcomes. Ultimately, the goal is to provide valuable insights to strengthen its quality management practices, optimize production processes, and deliver reliable products to customers.

The chosen research philosophy is pragmatism, aligning with the study's aim to gather practical data on how SPC implementation effectively reduces product defects. Pragmatism emphasizes bridging theoretical constructs with practical implications, focusing on actionable insights that drive improvements in the organization's manufacturing processes. This philosophy is relevant as it underscores the need for objective and tangible data to inform decision-making. It acknowledges the dynamic nature of knowledge, evolving through practical experience, aligning well with the study's exploration of SPC techniques and their real-world impact on manufacturing.

The pragmatist research philosophy underscores the study's commitment to practicality, actionable insights, and the integration of theory and practice. The research approach is deductive, involving testing hypotheses derived from existing theories about SPC implementation. This approach enables a structured examination of the relationship between SPC implementation and the reduction of product defects, contributing to reliable and generalizable findings. In summary, the deductive research approach aligns with the study's objective of evaluating the effectiveness of SPC implementation in reducing product defects within manufacturing.

A case study research strategy will be employed, focusing exclusively on manufacturing plants. This approach allows for an in-depth exploration of contextual factors influencing the relationship between SPC implementation and the reduction of product defects. In conclusion, the case study research strategy aligns well with the study's objective of evaluating SPC implementation's effectiveness in reducing product defects within manufacturing. The study will have a cross-sectional time horizon, gathering data reflecting the current state of product defects and SPC implementation in manufacturing plants.

The data collection methods comprise a blend of quantitative and qualitative approaches, ensuring a multi-dimensional exploration of SPC implementation's effectiveness in reducing product defects within manufacturing plants. Quantitative data will be systematically gathered through the analysis of records and performance metrics, enabling a rigorous assessment of SPC's impact on defect reduction. Qualitative insights will be captured through interviews and surveys, providing a deeper understanding of the practical aspects of SPC implementation and its effects on defect reduction. By employing both data collection methods, the study aims to achieve a holistic view of the dynamics between SPC techniques and the reduction of product defects in ABX Holdings' manufacturing context.

The Pareto chart is an essential decision-making tool in Statistical Process Control (SPC), guiding quality control teams to focus on key defects visually highlighted on the chart. This targeted approach allows for resource allocation, corrective measures, and prioritized improvements, resulting in a significant reduction in defects and overall product quality enhancement. The effectiveness lies in streamlining efforts and concentrating resources on addressing the most significant issues rather than dispersing them across all defect types.

Control Charts, foundational in SPC, visually represent process variations and enable timely intervention by detecting anomalies, shifts, or trends in process data. X-bar and R charts, popularized by Shewhart, monitor central tendency and dispersion, differentiating between common cause and special cause variations. This distinction aids manufacturers in understanding inherent process variability and sporadic deviations. To ensure robust and relevant data collection, a purposive sampling technique is employed. This deliberate approach involves strategically selecting participants, such as plant managers and quality control personnel within manufacturing organizations.

These participants possess specialized knowledge and experience in quality management and SPC implementation. Purposive sampling enhances the study's validity and applicability by aligning collected data closely with research objectives. Participants are chosen based on their direct engagement in quality management and SPC implementation, providing in-depth insights into practical challenges, successes, and nuances. Purposive sampling benefits the study by directly addressing research questions, ensuring relevance, and capturing a range of perspectives for a comprehensive analysis.

The study employs various data analysis methods to evaluate the effectiveness of SPC implementation in reducing product defects. Quantitative analysis involves statistical examination of product defect records, quality control reports, and process metrics using control charts, process capability analysis, and hypothesis testing. Qualitative data from interviews and surveys undergo thematic analysis, identifying recurring themes and narratives to enrich qualitative insights. The integration of quantitative and qualitative findings enhances the study's validity by triangulating data and providing a holistic interpretation of the research outcomes. This approach ensures a nuanced evaluation of the practical implications of SPC implementation on defect reduction.

#### **4. Discussion and Results**

This section presents the outcomes and analysis derived from the implementation of Statistical Process Control (SPC) techniques to address product defects in the manufacturing processes. Through a thorough examination of both quantitative data and qualitative insights, this study reveals the effectiveness of utilizing SPC as a quality management

approach in an operational framework. The primary focus of this research is the quality of a manufacturing process. The manufacturing system's primary role involves receiving data from various sensors, including pedestrian sensors, trackless mining machine (TMM) sensors, and wheeled mobile equipment sensors. It then performs proximity calculations to promptly alert users about potential safety hazards.

Moreover, the system seamlessly integrates with original equipment manufacturer (OEM) systems, establishing a connection either directly or through a third-party interface while adhering to ISO 21815 standards. This integration enables high-level intervention instructions on the machinery, such as automatic speed reduction or bringing the equipment to a complete halt. In addition to its seamless integration with original equipment manufacturer (OEM) systems, the implementation of Statistical Process Control (SPC) further enhances the functionality and performance of the system. SPC, a robust quality control methodology, empowers the system to continuously monitor and analyze the various processes within the machinery. By utilizing statistical methods, the system can detect any deviations or variations from established standards, ensuring that the equipment operates within specified parameters.

The integration with SPC not only provides real-time monitoring capabilities but also facilitates predictive maintenance. Through the analysis of historical data and trends, the system can anticipate potential issues and recommend proactive maintenance measures, minimizing downtime and maximizing overall operational efficiency. This predictive maintenance approach helps extend the lifespan of the machinery and reduces the likelihood of unexpected breakdowns.

Moreover, the adherence to ISO 21815 standards underscores the commitment to quality and safety. These standards ensure that the system meets internationally recognized benchmarks for performance, reliability, and security. By following ISO guidelines, the system not only promotes interoperability but also provides a framework for consistent and standardized processes, making it easier for organizations to integrate and scale their operations seamlessly.

In practical terms, the incorporation of SPC within the system allows for high-level intervention instructions to be executed swiftly. In the event of potential risks or deviations, the system can autonomously implement corrective actions, such as automatic speed reduction or bringing the equipment to a complete halt. This level of automation not only enhances operational safety but also contributes to the optimization of the production process. Overall, the combined capabilities of seamless OEM integration, SPC, and adherence to ISO 21815 standards create a comprehensive and advanced system that not only ensures the smooth operation of machinery but also provides a foundation for continuous improvement and innovation in industrial processes.

The data presented in Table 1 is collected from multiple production runs in a manufacturing organization. The data collected focused on the defect types manifesting in the particular manufacturing process, the number of defective units collected after a production run, and overall production statistics for multiple production runs. Types of defects collected range from No GPS connection to Sensor faulty and many other typical faults and defects in the manufacturing process. The number of defects by type are recorded and the SPC is applied for analysis. The total number of defects is tallied at the bottom of Table 1 and a percentage of defects per production run is established.

Table 1: Defects data collected from multiple production runs.

No.	Type of defects	Number of defective
1	White screen	106
2	No GPS Connection	68
3	No Log file	86
4	No WIFI Connection	35
5	No sound	29
6	No images	171
7	Mifare card Faulty	-
8	Button faulty	5
9	Speaker faulty	-
10	Sensor Faulty	178
11	Enclosure damaged	25
12	PCB Faulty	60
	<b>Total production</b>	2500
	<b>The total count of samples assessed</b>	1500
	<b>Total number of defective</b>	763
	<b>Total percentage defective</b>	50.87%

In this report, the research presents data from an organization, an extensive analysis of defect data collected from various production runs in manufacturing organizations. The research employs Statistical Process Control (SPC) methodologies to establish mitigation and a technique to manage product defects. The data highlights defect types, the number of defective units, and overall production statistics for multiple production runs, showcasing the effectiveness of SPC in defect reduction.

Below is the Pareto chart and control chart for each month:

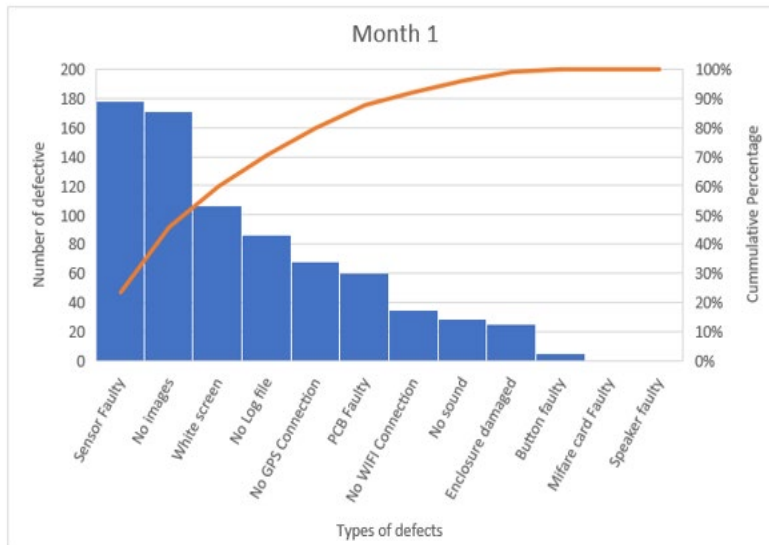


Fig 1: Pareto analysis (Source: Applied Statistics, 2019)

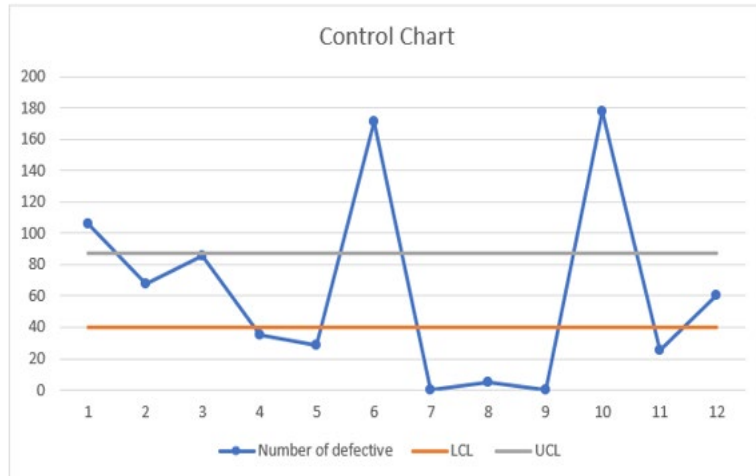


Fig 2: Control Charts (Source: Applied statistics, 2019)

In the first month, the Pareto chart (Figure 1) displays the distribution of defect types. "Sensor Faulty" and "No Images" are identified as the most significant contributors to defects, aligning with the control chart (Figure 2), which indicates deviations beyond control limits for these defects. These findings suggest that focusing on rectifying these "vital few" issues through targeted corrective actions will likely yield significant improvements in defect reduction. The consistent appearance of "Sensor Faulty" and "No Images" across all months underscores their critical impact on overall defect rates. Addressing these defects remains a top priority for quality improvement efforts. The control charts demonstrate a progressive improvement in process stability, reflecting the effectiveness of corrective actions undertaken in response to identified deviations. While the Pareto charts provide a clear snapshot of defect distribution, the control charts illuminate the trend of process control over time. The SPC methodologies applied have led to enhanced stability and a reduction in deviations, resulting in a positive trajectory toward defect reduction.

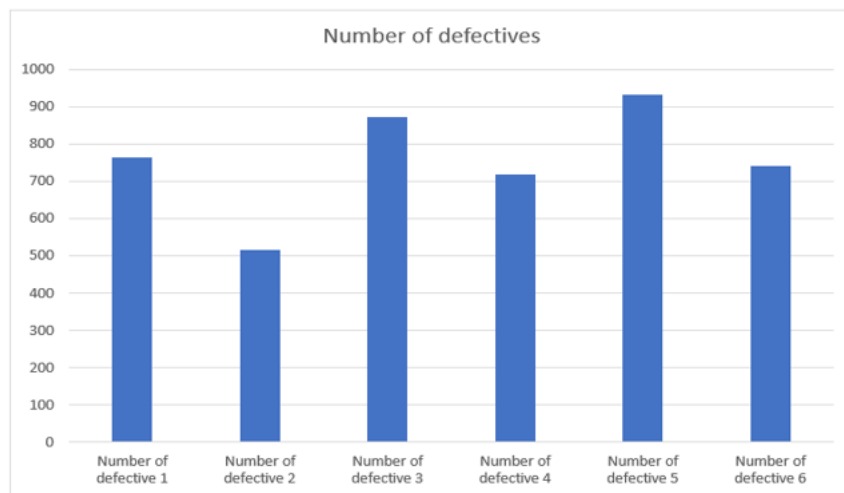


Figure 3: Combined numbers of defects (Source: Author)

## 5. Findings

### Defect Patterns:

The data uncovered consistent patterns of defects across different months, with "Sensor Faulty" and "No Images" consistently emerging as major contributors. These issues constituted a substantial portion of the overall defects.

### Process Stability:



Control charts demonstrated varying levels of process stability over different months, with notable deviations outside control limits, particularly for "Sensor Faulty" and "No Images." This indicates areas where process improvements are necessary.

Cumulative Impact:

Pareto charts highlighted the cumulative impact of a select few critical defects on the overall defect rate. A limited number of defect types significantly influenced the total defects, aligning with the Pareto Principle.

Improvement Strategies

Root Cause Analysis:

Conduct an in-depth root cause analysis for recurring defects, using the Fishbone diagram method, specifically focusing on "Sensor Faulty" and "No Images." Identifying underlying causes will facilitate targeted corrective actions to eliminate or minimize these issues.

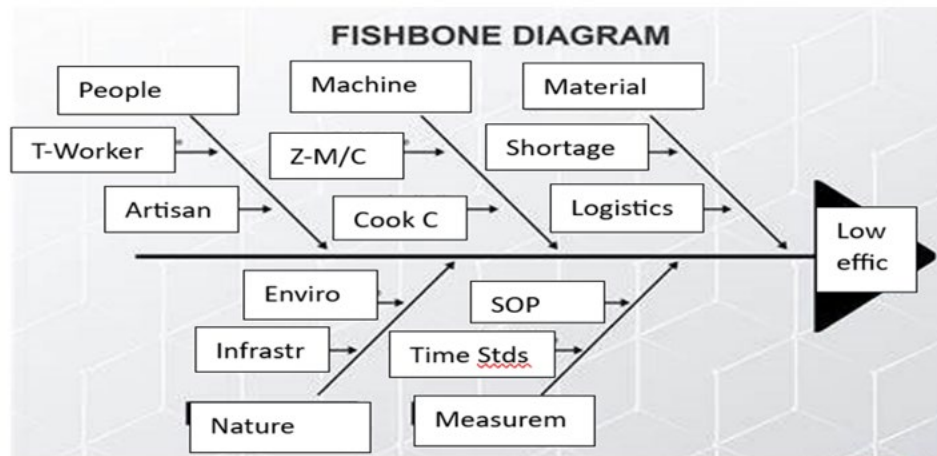


Fig 4: Ishikawa diagram for root cause analysis (Kaoru, 1990)

The following are action plans for addressing the top 6 defects:

Process Optimization:

Implement process optimization measures to address deviations observed in control charts. This includes fine-tuning machinery, refining operational procedures, and enhancing quality control protocols.

Supplier Collaboration:

Collaborate closely with component suppliers to ensure the quality of parts like sensors and imaging components. Ensuring that suppliers adhere to quality standards can prevent defects from originating at the source.

Training and Skill Enhancement:

Provide training to operators and technicians to enhance their skill set and awareness of defect prevention techniques. Empowering the workforce with knowledge can lead to better defect identification and mitigation.

Continuous Monitoring:

Implement a robust monitoring system using control charts to track process stability over time. This will aid in identifying deviations early and ensuring sustained improvements.

Cross-Functional Teams:

Form cross-functional teams comprising engineers, quality control experts, and operators to collaboratively tackle defects. A multidisciplinary approach ensures comprehensive solutions.

Feedback Loop:

Establish a feedback loop between production teams and quality control to promptly address emerging defects and verify the effectiveness of implemented improvements.

Regular Audits:

Conduct regular audits and assessments of the manufacturing process to identify areas of potential improvement. Continuously strive to streamline processes and minimize defects.

## **6. Conclusion and Recommendations**

The examination of data collected from various production runs has provided valuable insights into defect patterns within the manufacturing process. This discussion centers on the outcomes, suggested enhancements, and recommendations arising from the data analysis. In conclusion, the findings from the defect analysis highlight specific areas for improvement within the manufacturing process. By implementing the suggested improvement strategies and recommendations, the organization can proactively reduce defects, enhance overall product quality, and strengthen its commitment to customer satisfaction.

The analysis of collected defect data over six months provided a clear understanding of defect patterns, highlighting the recurring prominence of specific defect types such as "Sensor Faulty" and "No Images." The Pareto charts underscored the significance of the "vital few" defects that contributed disproportionately to the overall defect rate. Control charts depicted process stability, revealing deviations that required attention and corrective actions. This analysis illuminated the critical role of SPC in defect identification, monitoring, and mitigation.

The concerted efforts of cross-functional teams, the implementation of targeted action plans, and the adoption of process optimization reflect the commitment to fostering a culture of continuous improvement. The journey is not just about addressing defects but also about cultivating a mindset of ongoing enhancement that permeates every facet of the organization. As the manufacturing organization moves forward, the insights gained from this comprehensive endeavor will guide future quality improvement initiatives. The commitment to defect reduction and process optimization aligns with the organization's vision for sustained growth, customer satisfaction, and operational excellence.

## **References**

- Rajasa, Ety Zuliawaty, Abdul Manap, Putu Doddy Heka Ardana, Muhammad Yusuf, and Harizahayu Harizahayu. "Literature Review: Analysis Of Factors Influencing Purchasing Decisions, Product Quality And Competitive Pricing." *Jurnal Ekonomi* 12, no. 01, 2023.
- Raimdjonovich, Xamdamov Baxrom. "ASSESSMENT OF PROCESS CAPABILITY BY APPLYING THE SPC (STATISTICAL PROCESS CONTROL) METHOD TO CRITICAL CONTROL POINTS." *Open Access Repository* 4, no. 3, 2023.
- Kanan, Mohammad, Ali Jebreen, Yahya Saleh, Ahmed A. Zaid, Ramiz Assaf, Weam Tunsi, and Abdalmuttaleb Al-Sartawi. "Assessing the Implementation of Statistical Process Control in Food Industries: An Empirical Study from a Developing Country Context." *Operational Research in Engineering Sciences: Theory and Applications* 6, no. 2 (2023).
- Pérez-Benítez, Baruc E., Víctor G. Tercero-Gómez, and Marzieh Khakifirooz. "A Review on Statistical Process Control in Healthcare: Data-driven Monitoring Schemes." *IEEE Access* (2023).
- Jiang, Wei, Terrence E. Murphy, Kwok-Leung Tsui, and Yang Zhao. "Statistical methods for quality and productivity improvement." In *Springer Handbook of Engineering Statistics*, pp. 199-220. London: Springer London, 2023.
- Kim, Bedeuro, Mohsen Ali Alawami, Eunsoo Kim, Sanghak Oh, Jeongyong Park, and Hyounghshick Kim. "A comparative study of time series anomaly detection models for industrial control systems." *Sensors* 23, no. 3, 2023.
- Wang, Hailin, Shumei Sun, Lei Nie, Zhongshen Zhang, Wenpeng Li, and Zhengping Hao. "A review of whole-process control of industrial volatile organic compounds in China." *Journal of Environmental Sciences* 123, 2023.

- Hassoun, Abdo, Abderrahmane Aït-Kaddour, Adnan M. Abu-Mahfouz, Nikheel Bhojraj Rathod, Farah Bader, Francisco J. Barba, Alessandra Biancolillo et al. "The fourth industrial revolution in the food industry—Part I: Industry 4.0 technologies." *Critical Reviews in Food Science and Nutrition* 63, no. 23, 2023.
- Chen, Chengjie, Ya Wu, Jiawei Li, Xiao Wang, Zaohai Zeng, Jing Xu, Yuanlong Liu et al. "TBtools-II: A "one for all, all for one" bioinformatics platform for biological big-data mining." *Molecular Plant* 16, no. 11, 2023.
- Kumar, Sachin, T. Gopi, N. Harikeerthana, Munish Kumar Gupta, Vidit Gaur, Grzegorz M. Krolczyk, and ChuanSong Wu. "Machine learning techniques in additive manufacturing: a state-of-the-art review on design, processes and production control." *Journal of Intelligent Manufacturing* 34, no. 1, 2023.
- Grievess, Michael W. "Digital Twins: Past, Present, and Future." In *The Digital Twin*, pp. 97-121. Cham: Springer International Publishing, 2023.
- Smith, Brian Tilston, Jon Merwin, Kaiya L. Provost, Gregory Thom, Robb T. Brumfield, Mateus Ferreira, William M. Mauck III, Robert G. Moyle, Timothy F. Wright, and Leo Joseph. "Phylogenomic analysis of the parrots of the world distinguishes artifactual from biological sources of gene tree discordance." *Systematic Biology* 72, no. 1, 2023.
- Xie, Xiulin, and Peihua Qiu. "Control charts for dynamic process monitoring with an application to air pollution surveillance." *The Annals of Applied Statistics* 17, no. 1, 2023.
- Antony, Jiju, Olivia McDermott, Michael Sony, Aidan Toner, Shreeranga Bhat, Elizabeth A. Cudney, and Mehran Doulatabadi. "Benefits, challenges, critical success factors and motivations of Quality 4.0—A qualitative global study." *Total Quality Management & Business Excellence* 34, no. 7-8, 2023.
- Montgomery, Douglas C. *Design and analysis of experiments*. John Wiley & sons, 2017.
- Li, Zedong, Yuemeng Bai, Minli You, Jie Hu, Chunyan Yao, Lei Cao, and Feng Xu. "Fully integrated microfluidic devices for qualitative, quantitative and digital nucleic acids testing at point of care." *Biosensors and Bioelectronics* 177, 2021.
- Deming, W. Edwards. *W. Edwards Deming*. Madonna University, 1991.
- Nellans, Kate, and Jennifer F. Waljee. "Health services research: evolution and applications." *Hand Clinics* 30, no. 3, 2014.
- Gryna, Frank M., and Joseph M. Juran. *Quality and costs*. New York: McGraw-Hill, 1999.

## **Biographies**

**Ngaka Mosia** is a Lecturer in the department of Mechanical and Industrial Engineering, in the school of Engineering and a College of Science, Engineering, and Technology at the University of South Africa (Unisa), in Gauteng, South Africa. He holds a BSc (Hons) in Applied Science from the University of Pretoria (UP), a BTech in Industrial Engineering from the University of Johannesburg (UJ), and a post-graduate certificate in Distance education from the University of Maryland University College (UMUC). He has conference papers and posters. His research interests include technology-mediated teaching and learning and Productivity improvement through mechanization. He is a member of SAIIE & IEOM and Nadeosa & DEASA.

**Kemlall Ramdass** is currently a full professor in the Department of Industrial Engineering and Director of the School of Engineering in the College of Science, engineering, and Technology. He is a Certified Industrial Engineering consultant and PR Tech certified academic. He has taught courses in entrepreneurship, management, research, and innovation for engineers. He has journal and conference papers. His research interests include education, teaching and learning, and Productivity improvement. He is a member of SAIIE & IEOM.